Push Button Clamp Levers / Clamp Levers with Pad / Clamp Levers with SR Tip

Push Button Clamp Levers

RoHS10

Type		Lever		Screw		Spring
Threaded	Tapped	Material	Surface Treatment	Material	Surface Treatment	Material
CLDMP	CLDFP	Zinc Die Casting	Electrostatic Coating	1045 Carbon Steel or Equivalent	Black Oxide	304 Stainless Steel
CLMSP	—			303 Stainless Steel	—	
SCLMSP		CF-8 Cast Stainless Steel	Buff Polished	303 Stainless Steel		

Threaded
CLDMP
CLMSP
SCLMSP
Stainless Steel

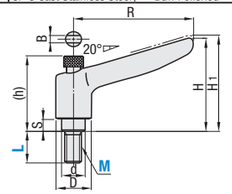

Tapped
CLDFP

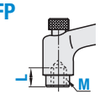

Application Example

How to Use

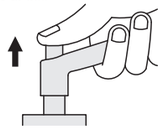

The button at the head of the screw makes it easy to disengage the serrations.

M	R	H	H_1	(h)	S	D	d	Number of Serrated Teeth	B	Max. Load Fmax. (N) 303 Stainless Steel	Max. Load Fmax. (N) 1045 Carbon Steel or Equivalent	Max. Tightening Force Pmax. 303 Stainless Steel	Max. Tightening Force Pmax. 1045 Carbon Steel or Equivalent	Reference Mass (g) Threaded
4	45	33	35.5	30	4	13	10	16	1.3	48	80	1.8	3.0	40
5										65	108	2.9	4.8	40
6										110	184	4.1	6.8	41
8	63	44	49	40	5.5	17.5	14	20	1.3	189	316	7.5	12.5	70

Part Number Type	M	L	Lever Color Selectable for CLDMP / CLMSP Only
Threaded SCLMSP	4	16 20 25	B Black
	5	12 16 20 25 32	M Orange
CLDMP	6	12 16 20 25 32	S Silver Gray
CLMSP	*8	16 20 25 32 40	

*M8 is not available for SCLMSP.

Part Number Type	M	L	Lever Color
Tapped CLDFP	4	7	B Black
	5		M Orange
	6		S Silver Gray
	8		

Clamp Levers with Pad / Clamp Levers with SR Tip

RoHS10

Type	Shape	Screw		Pad	Spring	Lever	
Clamp Levers with SR Tip	Clamp Levers with Pad	Material	Surface Treatment	(Only Clamp Levers with Pad)		Material	
CLRM	CLWBP	12L14 Carbon Steel	Black Chromate	Polyacetal (White)	304 Stainless Steel-WPB	Zinc Die Casting	Select from the following
CLRS	CLWP	303 Stainless Steel	—				
—	CLWBC	12L14 Carbon Steel	Black Chromate	Free-Cutting Brass (C3604 Brass (JIS))			
	CLWC	303 Stainless Steel	—				

Chrome over Satin Nickel is a non-gloss finish.

Clamp Levers with Pad
CLWBP
CLWP
CLWBC
CLWC

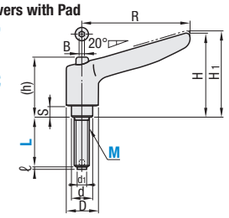

Clamp Levers with SR Tip
CLRM
CLRS

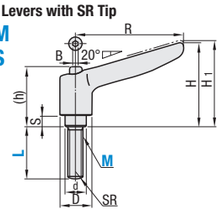

Application Example

How to Use

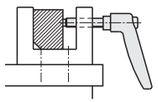

M	R	H	H_1	(h)	S	D	d	d_1	SR	ℓ	No. of Serrated Teeth	B	*Max. Load Fmax. (N)	*Max. Tightening Force Pmax. (kN)	Reference Mass (g)
5	45	35	38.5	25.8	4	13	10	3	5	1	16	3	74	3.3	34
6								4	6				126	4.7	40
8	63.5	45	48.5	32.3	7	17.5	14	6	8	2	20	4	217	8.6	70
10	78.5	54	58	37.6	8	21	16	8	10		24		347	13.6	152

*Max. load and max. tightening force indicate axial force for the screws (M). Pads may break if tightened to the same clamping strength.
The Clamp Lever with SR Tip has less contact area with work piece; therefore, misalignment can be avoided when tightening the screws.

Part Number Type			M	L	Lever Color
With Pad		SR Tip			
CLWBP	Polyacetal	CLRM	5	12 16 20 25 32	B Black
CLWP	Polyacetal	CLRS	6	12 16 20 25 32	M Orange
CLWBC	Free-Cutting Brass		8	16 20 25 32 40	S Silver Gray
CLWC	Free-Cutting Brass		10	20 25 32 40	C Chrome Plating
					SC Chrome over Satin Nickel Plating

Part Number Example

Part Number	-	L	-	Lever Color
CLDMP5	-	12	-	B
CLDFP4	-	7	-	M
CLWP8	-	20	-	M
CLRM10	-	20	-	S

Application Example

Load Direction

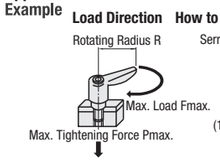

How to Use

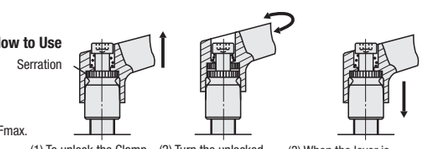

(1) To unlock the Clamp, disengage the serrations by pulling up on the lever.
(2) Turn the unlocked lever to desired position.
(3) When the lever is released, the return spring automatically engages serrations and locks again.

There's more on the web: misumiusa.com

Resin Clamp Levers / Miniature Resin Clamp Levers

Resin Clamp Levers

RoHS10

Type	Lever Material	Screw Material	Screw Surface Treatment	Spring Material
CLNP	Nylon 6 (Mat Black)	12L13 Carbon Steel	Black Oxide	304 Stainless Steel
CLSP		303 Stainless Steel	—	

Threaded
CLNP
CLSP

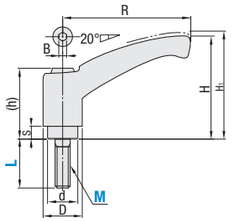

Hex Socket B is created for the Levers production only. It is not a socket used for the Levers installation.

Part Number Type	M	L	R	H	H_1	(h)	S	D	d	Number of Serrated Teeth	B	Max. Load Fmax. (N)	Max. Tightening Force Pmax. (kN)	Reference Mass (g)
CLNP CLSP	4	12 16 20 25	48	34	36	25.5	3	13	10	16	3	21	1.7	18
	5	12 16 20 25 32										42	2.7	
	6	12 16 20 25 32 40										70	3.8	20
	8	16 20 25 32 40 50	65	44.5	46.5	31	4	18	14	20	4	120	7	40
	10	20 25 32 40 50	82	54	56	35	6.5	21	16	24		200	11	80
	12	25 32 40 50	92	64	66	42	6.5	25	19	28	5	290	16	120

Resin Clamp Levers

RoHS10

Type		Lever	Screw		Spring
Threaded	Tapped	Material	Material	Surface Treatment	Material
LNP	LNF	Nylon 6 (Mat Black)	12L13 Carbon Steel	Black Oxide	304 Stainless Steel

Threaded
LNP

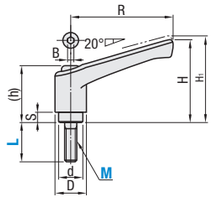

Tapped
LNF

Hex Socket B is created for the Levers production only. It is not a socket used for the Levers installation.

Part Number Type	M	L LNP	L LNF	R	H	H_1	(h)	S	D	d	Number of Serrated Teeth	B	Max. Load Fmax. (N)	Max. Tightening Force Pmax. (kN)	Reference Mass (g) Threaded	Reference Mass (g) Tapped
Threaded LNP Tapped LNF	4	12 16 20 25	8	45	35.5	39	24.5	4.2	13	10	18	3	21	1.7	18	16
	5	12 16 20 25 32											42	2.7		
	6	12 16 20 25 32 40											70	3.8	20	14
	8	16 20 25 32 40 50	10	63	46.3	50.3	31	6.5	17.5	13.5	24	4	120	7	40	30
	10	20 25 32 40 50	14	78	55.4	59.4	36	8	21	16	26		200	11	80	50
	12	25 32 40 50	17	92	66	70	43	11	25	19	28	5	290	16	120	70

Miniature Resin Clamp Levers

RoHS10

Type	Lever Material	Screw Material	Screw Surface Treatment	Spring Material
CLNPC	Nylon 6 (Mat Black)	12L13 Carbon Steel	Black Oxide	304 Stainless Steel

Threaded
CLNPC

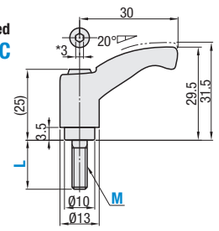

This hex socket is created for the Levers production only. It is not a socket used for the Levers installation.

Part Number Type	M	L	Number of Serrated Teeth	Max. Load Fmax. (N)	Max. Tightening Force Pmax. (kN)	Reference Mass (g)
Threaded CLNPC	4	12 16 20 25	16	21	1.7	18
	5	12 16 20 25 32		42	2.7	
	6	12 16 20 25 32 40		70	3.8	20

Part Number Example

Part Number	-	L
CLNP4	-	12
LNP8	-	20
LNF10	-	14
CLNPC4	-	12

Check out misumiusa.com for the most current pricing and lead time.